



LEISURE DIRECTORY



stoves • cookware • lanterns • fuel

## Classic Cartridge Stoves



### GS2100 Trail

Lightweight, compact, stable stove. Powerful burner with precision flame control. Serrated pan supports prevent pot slippage and fold in for storage. Cartridge locking ring secures connection to EN417 gas cartridge. Compact durable carry case incorporating the stove spares kit.

### GS2103 Trek P

Powerful burner with precision flame control. Additional wind resistance come from the fold-out curved serrated pan supports, these then fold in for storage. Auto-start piezo igniter. Unique folding mechanism allows pan supports to ably stabilise pots of different diameters. Cartridge locking ring secures connection to EN417 gas cartridge. Compact durable carry case incorporating the stove spares kit.

### GS2104 Venture P

Powerful burner with precision flame control. Serrated folding pan supports to prevent pot slippage. Auto-start piezo igniter. Aluminium cartridge locking ring secures connection to EN417 gas cartridge.



### GS2114 Scion f

Lightweight, compact stove giving precision flame control. Mechanism allows head to neatly fold down minimising storage space, with folding serrated pan supports to prevent pot slippage. Secure connection to EN417 gas cartridge.

### GS2115 Fly ti

The lightest GoSystem stove ever. An ultra light stove made with Titanium weighing only 50g; with precision flame control. Economical gas consumption minimises total carry weight. With folding serrated pan supports prevent pot slippage. Secure connection to EN417 gas cartridge.

#### Key to symbols

- P Piezo Auto-start
- w Windshield
- f Folding
- ti Titanium

## Remote Feed Stoves

### GS2108 Thermopro w

Stable "large footprint" performance stove. Ultra powerful burner with precision flame control. Operates on liquid or vapour gas via a braided hose and pre heating tube. Serrated pan supports prevent pot slippage and fold in for storage. Cartridge locking ring secures connection to EN417 gas cartridge. Comes complete with detachable folding windshield that provides excellent protection, spares kit and sturdy storage bag.



Burns gas vapour



or liquid gas



with the cartridge inverted



### GS2106 Sirocco p w

Stable "large footprint" performance stove with Auto-start piezo igniter. Ultra powerful burner with precision flame control. Operates via a braided hose. Serrated pan supports prevent pot slippage and fold in for compact storage. Cartridge locking ring secures connection to EN417 gas cartridge.



### GS3000 Apollo p w

Stable "large footprint" performance stove. Ultra powerful burner with precision flame control with built in wind protector and remote Auto-start piezo igniter attached to the hose. Operates on liquid or vapour gas via a braided hose and pre heating tube. Serrated pan supports prevent pot slippage and fold in for storage. Cartridge locking ring secures connection to EN417 gas cartridge.

## Non Pressured Stove Gas Conversion



### GS2000 Adapt

A non pressured stove gas conversion adaptor which fits most mentholated spirit stoves. Operates on liquid or vapour gas via a braided hose and pre heating tube. Adaptor fits neatly into stove for maximum space efficiency – Great performance at an affordable cost.



## Multi Fuel Stove With Pump

Operates off the following fuels: Gas canisters (EN417), paraffin, kerosene, white gas, petroleum based fuels.



**Accessories and replacement parts available. See page 6**

### GS2111 Flexifuel incl 1L Fuel bottle

Rugged, reliable, versatile multi-fuel stove. Burns gas and liquid fuels off the same injector. Pre heating tube (generator) is easily maintained by agitating the integral cleaning wire. Turning the fuel bottle over bleeds the fuel line. The pump is fitted with a non-return valve for convenient change over between gas and liquid fuels. This valve also allows the pump (when not in use) to be connected to the fuel bottle without fear of leakage.

The flexi fuel comes complete with a boxed maintenance kit, sturdy glass filled nylon pump and stuff sack. It's a simple design that offers trouble free operation and straight forward field repairs.

## Dome Cookware

Ultralight and versatile, anodised aluminium pan set with folding handles which stack and pack neatly into any back pack, whilst having the benefit of being able to pack a stove and gas canister inside for maximum space efficiency.

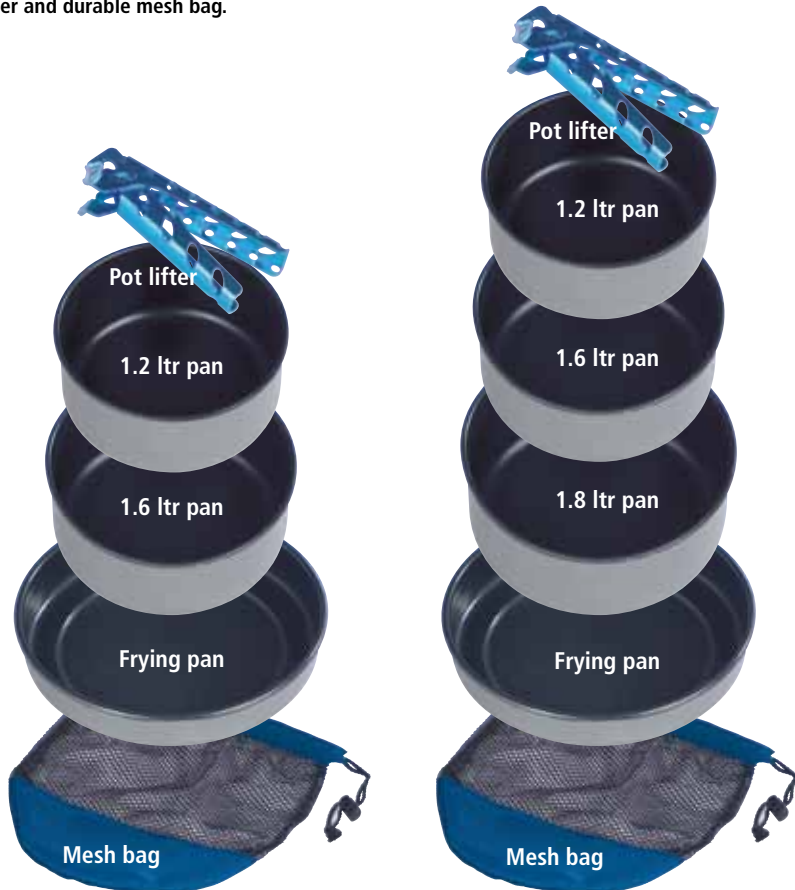
### GST200 Single Dome

Dome Single (228g) consists of 1litre pot with 0.5 litre pan / lid, durable storage mesh bag & cleaning sponge.



## Thermoware

Lightweight hard anodised aluminium pan sets with non-stick Teflon coating and internal volume guides. Grooved bases improve stability when in use as they minimise slippage on the serrated pan supports and reduce "spin" when stirring. Cooksets are stackable and packable with the frying pan able to double as a heat saving lid or as a food warmer on top of the 1.2 litre pan. All sets come complete with a frying pan, pot lifter and durable mesh bag.



### GST101 Cookset 2

CookSet2 (584g) consists of 1.6/1.2 litre pans with 0.8 litre frying pan, pot lifter and durable mesh bag.


### GST100 Cookset 3

CookSet3 (792g) consists of 1.8/1.6/1.2 litre pans with 0.8 litre frying pan, pot lifter and durable mesh bag.



### GST103 Thermo mug

Double walled vacuum insulated stainless steel mug



### GSA006 Replacement Universal Pot Lifter


Quality coloured anodised aluminium pot lifter

All lanterns come complete with lantern spares kit and sturdy storage bag.



**GS2110 Mighty Light** P

Lightweight robust lantern (up to 50w). Auto-start piezo igniter. Durable pierced stainless steel globe. Easy access twist off lid with carry / hanging chain. Cartridge locking ring secures connection to EN417 gas cartridge.



**GS2121 Trail Lite** P

Lightweight compact lantern (up to 80w). Auto-start piezo igniter. Diffused schott globe. Easy access non-tarnish lid with carry handle. Cartridge locking ring secures connection to EN417 gas cartridge.



**GS2120 Trek Lite** P

Classically styled, trekking lantern (up to 80w). Auto-start piezo igniter. Diffused Schott globe. Easy access non-tarnish lid with carry handle. Cartridge locking ring secures connection to EN417 gas cartridge.



**GS2122 Explorer Lite** P

Lightweight, compact lantern (up to 80w). Auto-start piezo igniter. Straight Glass chimney globe with easy access clip lid and carry / hanging chain. Secure connection to EN417 gas cartridge.

**Accessories and replacement parts available. See page 8**



## Multi Fuel Stove Accessories



- GSA005 Flexifuel Maintenance Kit
- GSA004 Replacement Flexifuel Pump
- GSS010 Priming Pads
- GSS011 Pump Gaskets
- GSS013 Replacement Injector & seals

## Fuel Bottles



- GST109 Thermofuel 1.0lt bottle
  - GST108 Thermofuel 0.6lt bottle
- Quality one piece extruded aluminium lightweight fuel bottles. Stable interior coating prevents fuel corrosion. Screw style top ensures no leaks.

## Gas Cartridges for Stoves & Lanterns



**GS2190 Converter Travel Pak**  
 Lightweight packable unit allows the 190g pierceable cartridge to mimic a "threaded" cartridge. The non return valve means you can travel with gas in situ.

Go Gas Ltd owns and operates a fully automated, state of the art, KP Aerofil gas filling plant. It is certified for filling and testing non-refillable gas cartridges to the European Standard EN417.

All gas is a specially formulated premium mix of butane, propane and iso-butane, which enhances cold weather performance

Go Gas Ltd ensures that all cartridges produced are fitted with a double skin safety valve, to the EN417 standard.

Go Gas Ltd also has a contract filling facility which is utilised by other brands within the industry.

## Replacement Parts



**GSS002 Lite Globe 1**  
 Standard size straight 80x80 light diffused Schott chimney globe – fits GS2120 Trek Lite and other leading manufacturers' lanterns. (Weight: 86g, Dimensions: 80mm x 80mm x 80mm)



**GSS003 Lite Globe 2**  
 Standard size curved light diffused Schott globe – fits GS2121 Trail Lite and other leading manufacturers' lanterns. (Weight: 40g, Dimensions: 58mm x 65mm x 65mm)



**GSS004 Lite Globe 3**  
 Standard size straight glass chimney globe – fits GS2122 Explorer Lite and other leading manufacturers' lanterns. (Weight: 24g, Dimensions: 47mm x 50mm x 50mm)



**GSS001 Lite Mantle**  
 Pack of 3 quality soot free mantles. (Weight: 10g each, Dimensions: 90mm x 1mm x 170mm each)

## Stoves/Lanterns/Gas

		① Boil Time (0.5 Litre)	Boil Time (1 Litre)	Weight (g)	② Ignition Type	Consumption (grams used per hour)	③ Continuous Burn Time (220g can)	Light Output	Appliance Dimensions (width mm x depth mm x height mm)	Power Watts	Power BTUs	Globe Spare
<b>CLASSIC CARTRIDGE STOVES</b>												
GS2100	Trail	2 mins	3 mins 30 secs	145	Manual	150	2 hrs 10 mins	n/a	84 x 84 x 105	3750	12805	n/a
GS2103	Trek/P	2 mins 20 secs	3 mins 45 secs	188	Piezo	170	2 hrs 10 mins	n/a	62 x 62 x 84	4260	14525	n/a
GS2104	Venture/P	2 mins 5 secs	3 mins	184	Piezo	156	1 hrs 50 mins	n/a	105 x 105 x 80	2500	10000	n/a
GS2114	Scion/F	2 mins	2 mins 50 secs	82	Manual	130	1 hrs 40 mins	n/a	59 x 35 x 88	3000	10000	n/a
GS2115	Fly/Ti	2 mins 15 secs	3 mins 50 secs	50	Manual	130	2 hrs 15 mins	n/a	59 x 35 x 88	3000	12000	n/a
<b>REMOTE FEED STOVES</b>												
GS2106	Sirocco/P/W	2 mins 25 secs	3 mins 45 secs	242	Piezo	144	2 hrs 25 mins	n/a	110 x 85 x 70	3000	10000	n/a
GS2108	Thermopro/W* includes weight of windshield	1 mins 55 secs	3 mins 45 secs	352*	Manual	148	2 hrs 10 mins	n/a	147 x 66 x 128	3690	12614	n/a
GS3000	Apollo/P/W* includes weight of wind protector	2 mins 20 secs	3 mins 50 secs	304*	Piezo	122	1 hr 50 mins	n/a	130 x 130 x 103	3500	12000	n/a
<b>MULTI FUEL STOVE WITH PUMP</b>												
GS2111	Flexi-Fuel incl 1L Fuel Bottle	3 mins 30 secs	4 mins 50 secs	464	Manual	112	2 hrs 30 mins	n/a	76 x 76 x 88	2800	9556	n/a
<b>NON PRESSURED STOVE GAS CONVERSION</b>												
GS2000	Adapt	1 mins 50 secs	2mins 35 secs	170	Manual	134	2 hrs 20 mins	n/a	100 x 86 x 73	2500	10000	n/a
<b>LANTERNS</b>												
GS2110	Mighty Lite/P	n/a	n/a	172	Piezo	27	6 hrs 45 mins	up to 50w	65 x 65 x 126	670	n/a	n/a
GS2122	Explorer Lite/P	n/a	n/a	128	Piezo	20	10 hrs 30 mins	up to 80w	62 x 62 x 105	560	n/a	GSS004 liteglobe 3
GS2121	Trail Lite/P	n/a	n/a	262	Piezo	27	6 hrs 45 mins	up to 80w	86 x 86 x 136	670	n/a	GSS003 liteglobe 2
GS2120	Trek Lite/P	n/a	n/a	400	Piezo	32	6 hrs 45 mins	up to 80w	107 x 107 x 155	670	n/a	GSS002 liteglobe 1
<b>GAS CARTRIDGES FOR STOVES &amp; LANTERNS</b>												
GS500	Powersource 445g Threaded Cartridge	n/a	n/a	590	n/a	n/a	n/a	n/a	103 x 103 x 161	n/a	n/a	n/a
GS250	Powersource 220g Threaded Cartridge	n/a	n/a	338	n/a	n/a	n/a	n/a	103 x 103 x 93	n/a	n/a	n/a
GS125	Powersource 125g Threaded Cartridge	n/a	n/a	226	n/a	n/a	n/a	n/a	90 x 90 x 76	n/a	n/a	n/a
G2190	Pierceable 190g Cartridge	n/a	n/a	264	n/a	n/a	n/a	n/a	90 x 90 x 90	n/a	n/a	n/a
G2109	Converter Travel Pak	n/a	n/a	240	n/a	n/a	n/a	n/a	122 x 122 x 152	n/a	n/a	n/a

## Accessories / Fuel Bottles / Cookware

<b>MULTI FUEL STOVE WITH PUMP</b>												
GSA005	Stove Maintenance Kit	n/a	n/a	110	n/a	n/a	n/a	n/a	80 x 28 x 140	n/a	n/a	n/a
GSS010	Priming Pads (3)	n/a	n/a	6	n/a	n/a	n/a	n/a	85 x 1 x 135	n/a	n/a	n/a
GSS013	Replacement Injector & Seals	n/a	n/a	12	n/a	n/a	n/a	n/a	85 x 1 x 100	n/a	n/a	n/a
GSA004	Replacement Pump	n/a	n/a	128	n/a	n/a	n/a	n/a	85 x 3 x 230	n/a	n/a	n/a
GSS011	Pump Gaskets (2)	n/a	n/a	4	n/a	n/a	n/a	n/a	85 x 1 x 100	n/a	n/a	n/a
<b>FUEL BOTTLES</b>												
GST108	Fuel Bottle 0.6L	n/a	n/a	102	n/a	n/a	n/a	n/a	73 x 73 x 215	n/a	n/a	n/a
GST109	Fuel Bottle 1.0L	n/a	n/a	188	n/a	n/a	n/a	n/a	73 x 73 x 270	n/a	n/a	n/a
<b>COOKWARE</b>												
GST200	Single Dome	n/a	n/a	228	n/a	n/a	n/a	n/a	126 x 126 x 154	n/a	n/a	n/a
GST101	Cookset 2	n/a	n/a	592	n/a	n/a	n/a	n/a	205 x 90 x 215	n/a	n/a	n/a
GST100	Cookset 3	n/a	n/a	972	n/a	n/a	n/a	n/a	205 x 90 x 215	n/a	n/a	n/a
GST103	Thermo Mug	n/a	n/a	164	n/a	n/a	n/a	n/a	100 x 101 x 80	n/a	n/a	n/a
GSA006	Universal Pot Lifter	n/a	n/a	56	n/a	n/a	n/a	n/a	85 x 2 x 240	n/a	n/a	n/a

① Boil time based on 1 litre and 0.5ltr of water being heated from 20°C to exactly 100°C in laboratory conditions.

② Ignition type – Piezo performance is optimised by depressing the piezo at 1 second intervals allowing the piezo to recharge.

③ Continuous burn – Based on the appliance being operated at full rate in laboratory conditions from its recommended cartridge (220gm) until all the gas is exhausted. This figure represents the maximum possible life of a cartridge.

④ Burner diameter – The smaller burner concentrates the flame centrally, the larger burner spreads the flame improving heat distribution on larger pans.



**Go Gas Ltd.**

Redfern House  
Dawson Street  
Hyde  
Cheshire  
SK14 1RD

Tel: 0044 (0) 161 367 1315  
Fax: 0044 (0)161 367 1316  
Email: [info@gogas.co.uk](mailto:info@gogas.co.uk)  
[www.go-system.co.uk](http://www.go-system.co.uk)